

3rd Grade Choice Board
April 27 - May 1

<u>Social-Emotional</u>	<u>Math</u> *Practice MEMORIZING multiplication facts <u>EVERY DAY!</u>	<u>Language Arts</u> *Read for 20 minutes <u>EVERY DAY!</u>	<u>Science, Social Studies, Stem, Art, and Writing</u>	<u>PE & Music</u> 10 Burpees 20 Squats 30 Shoulder taps 40 Jumping jacks
Pick out your favorite book and read it to someone. Explain why it is your favorite or why it is special to you.	Use the pictures of the fractions below. Color in the number of pieces to represent the fraction beside the picture.	Look at the Zoo Pals picture below! Write a letter to your favorite zoo animal! If you get a response, please share with your teacher!	<u>Science-</u> What is the best way to clean up an oil spill? (See the description below)	Down the ladder: start with 10 jump squats, then do 9, followed by 8 etc., all the way down to 1. Go back up the ladder for an extra challenge!
Take some time to spend outside. While you are outside practice 5,4,3,2,1! 5 things you see 4 things you can touch 3 things you hear 2 things you smell 1 thing you taste	Use the following sets of numbers to make fact families. (4,6,24) (7,9,63) (5,8,40) (3,7,21) (4,9,36) _____ x _____ = _____ _____ x _____ = _____ _____ / _____ = _____ _____ / _____ = _____	Write an Earth Day acrostic poem using the form below.	<u>Social Studies-</u> Earth Day was celebrated on April 22. Use your dictionary to define the following words: reduce, reuse, recycle, conserve, pollution, protect, habitat	Find a line. Do all of these for 30 seconds each. Hop 2 feet side to side over the line. Now 2 feet front to back. Now scissor jump, one foot on either side of the line and switch. Now do side to side and front to back on 1 foot. Then do the other foot side to side and front to back.
Grab your favorite stuffed animal and share with it all of your emotions you have had since we have been doing choice boards.	Write out your multiplication and division facts for 6's, 7's, 8's, 9's, and 10's.	<u>*Daily Fix It*</u> Edit the sentences found below the choice board. Rewrite and correct any punctuation, spelling or grammar errors.	<u>STEM -</u> - Find any small plastic bag to make a kite. Then take a picture of you flying your plastic bag kite!	Be creative and artistic. Add costumes and put on a show for your family. The link to The Aquarium is below!

<p>Tell me something good!! Think of something good that has happened to you or in your community within the last week. Be sure to write this down and share it with someone.</p>	<p>Draw 4 different shapes and color in $\frac{1}{2}$ of each one. Draw 4 different shapes and color in $\frac{1}{4}$ of each one. (REMEMBER: a fraction has to have equal pieces)</p>	<p>Fluency Read Have an adult time you reading the passage "Timmy's Kite", then practice it 2 more times. Have the adult time you again to see if you improved.</p>	<p>Art - Make a poster advertising Earth Day, so someone else will want to be a part of it. Use large paper. It should be clear and accurate. Be sure to use complete sentences and correct grammar.</p>	<p>Experiment with movements that match the music: if the music is smooth, move smoothly; if the music is fast, move quickly; if the music is jumpy, jump. Get the idea?</p>
<p>Make a collage!! Find some old magazines / posters / pictures and create a collage! Cut out pictures or words that you feel describe you or that you like and glue or tape it to a piece of paper. You can also make awesome pictures with this! https://kidsactivitiesblog.com/13740/collage-art-magazines/ https://kinderart.com/art-lessons/sculpture/media-collages/</p>	<p>Be the Teacher! Create a 25 question timed test for a family member. (multiplication, division, addition, or subtraction) Grade it when they are finished.</p>	<p>Write a summary over something you read this week. Remember a summary includes a beginning, middle, and end. Include characters, setting, problem and solution. Record yourself reading it, or read it to a parent or a stuffed animal.</p>	<p>Writing - Write two examples of each: recycling, reducing, and reusing. Use complete sentences!</p>	<p>Carnival of the Animals by Camille Saint-Saens is a musical composition about animals. Each section describes a different animal. You can find each piece on YouTube.</p>

Daily Fix It: There are 2 errors in each sentence.

1. Marias mom tought her to bake bread.
2. Her flower was sifted more sooner than mine.
3. Blake and her put wallnuts in the banana bread.
4. You aught to drink a glass of Milk.
5. The students is having blue berry muffins for a snack.



Dear Zoo Pals!

*We want to keep in touch!
Write your favorite animal at the
zoo and we'll read your letter to them
and answer any questions you have!*

You can mail your letter to:

"Your Favorite Animal" ♪♪
c/o Lee Richardson Zoo ♪♪
312 E Finnup Dr. ♪♪
Garden City, KS 67846 ♪♪

Or send us an e-mail to
zoo.education@gardencityks.us ♪♪

*Please write back soon!
From all your friends at* ♪♪



EARTH DAY ACROSTIC

Create an Earth Day acrostic poem. Use each letter in the words "Earth Day" to write a poem about taking care of our earth.

E _____
A _____
R _____
T _____
H _____
D _____
A _____
Y _____

Oil Spill Science:

Link to full experiment and materials.

<https://www.kitchencounterchronicle.com/oil-spill-clean-experiment-kids/>

Examples of removing the oil




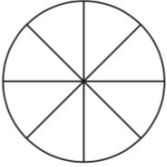


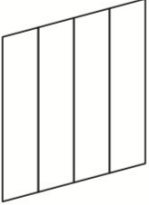

Simplified Experiment:

1. Put water into a baking dish or large container. Put about 2 tablespoons of vegetable oil in the center.
2. Using items at your house, try to clean up the spill (try to remove the oil).
3. Examples of items to use are: dish soap, spoon, paper towel, cotton balls
4. Record your observation and write a sentence about what one worked the best and what works the worst.

The Aquarium Link

<https://www.bing.com/videos/search?q=youtube+carnival+of+the+animals+aquarium&view=detail&mid=A5AE5F1D6275F1BF11D1A5AE5F1D6275F1BF11D1&FORM=VIRE0&ru=%2fsearch%3fq%3dyoutube%2520carnival%2520of%2520the%2520animals%2520aquarium%26pc%3dcosp%26ptag%3dG6C999N1234D010218A316A5D3C6E%26form%3dCONBDF%26conlogo%3dCT3210127>

Fraction Pictures

$\frac{1}{2}$		$\frac{6}{8}$	
$\frac{5}{6}$		$\frac{3}{4}$	
$\frac{1}{4}$		$\frac{2}{3}$	

Fluency Read

Timmy's Kite

Flesch-Kincaid: 3.2 | Words: 157

Timmy went with his mother to the store. He saw a colorful kite in the window. His birthday was two weeks away so he asked his mother for the kite. She was worried he had never flown a kite before. Timmy was so excited when she surprised him with the kite. When Timmy got home he opened the kite and looked at the directions. First, he had to put the kite together into a diamond shape. Next, he tied the string with a tight knot to the front of the kite. Last, he added a long blue tail. He was ready to go. Timmy ran to the front yard to fly his new kite. With the first gust of wind, he lifted the kite into the air and let out the string. The kite rose quickly into the sky. The kite pulled against the wind and Timmy watched as it sailed higher and higher into the air.